









Straight-Thru - FST Series






INDUSTRIAL INTERCHANGE

Plugs				Sockets	
					
Size	Steel Cat. No.	Brass Cat. No.	303 Stainless Cat. No.	Brass Cat. No.	303 Stainless Cat. No.
Female Thread					
1/8 FPT	-	12FPB	12FPS	12FS	12FSS
1/4 FPT	25FP	25FPB	25FPS	25FS	25FSS
3/8 FPT	38FP	38FPB	38FPS	38FS	38FSS
1/2 FPT	50FP	50FPB	50FPS	50FS	50FSS
3/4 FPT	75FP	75FPB	75FPS	75FS	75FSS
1 FPT	100FP	100FPB	100FPS	100FS	100FSS
1-1/4 FPT	125FP	125FPB	-	125FS	-
1-1/2 FPT	150FP	150FPB	-	150FS	-
Male Thread					
1/8 MPT	12MP	12MPB	12MPS	12MS	-
1/4 MPT	25MP	25MPB	25MPS	25MS	-
3/8 MPT	38MP	38MPB	38MPS	38MS	-
1/2 MPT	50MP	50MPB	50MPS	50MS	-
3/4 MPT	75MP	75MPB	75MPS	75MS	-
1 MPT	100MP	100MPB	100MPS	100MS	-
1-1/4 MPT	125MP	125MPB	-	-	-
1-1/2 MPT	150MP	150MPB	-	-	-
Hose Stem					
1/4 I.D.	25HP	-	-	-	-
3/8 I.D.	-	38HPB	-	38HS	-
1/2 I.D.	-	-	-	50HS	-
3/4 I.D.	-	75HPB	-	-	-

Only Sockets & Plugs with same prefix digits connect together. Example: 25FS & 25MPB

- See Page 74 for Specifications, Performance Data and Full Size Templates
- See Page 76 for Optional Seal Compounds


FJT Series [Interchange with DME Jiffy-Tite - Jiffy-Matic - Parker Moldmate]

Plugs [Female Thread]		Plugs [Male Thread]			FJT Series Brass Extension Plugs			
								
Female Thread		Male Thread						
Size	Size	Plugs Cat. No.	Size	Plug Cat. No.	Valved Plug	Cat. No.	Series	Pipe Size
1/4"	1/8 FPT	FP251F	-	-	-	FP251X	1/4"	1/8" MPT
	1/8 FPT [Brass]	FP251FB	1/8 MPT [Brass]	FP251		FP252X	1/4"	1/4" MPT
	1/4 FPT	FP252F	1/4 MPT [Steel]	FP252S		FP253X	1/4"	3/8" MPT
	1/4 FPT [Brass]	FP252FB	1/4 MPT [Brass]	FP252		FP352X	3/8"	1/4" MPT
3/8"	3/8 FPT	FP253F	3/8 MPT [Brass]	FP253	-	FP353X	3/8"	3/8" MPT
	1/8 FPT	-	1/8 MPT [Brass]	FP351		FP354X	3/8"	1/2" MPT
	1/4 FPT	FP352F	1/4 MPT [Steel]	FP352S		FP554X	1/2"	1/2" MPT
	1/4 FPT [Brass]	FP352FB	1/4 MPT [Brass]	FP352		Lengths available: 2.5" thru 13" Standard, Call factory for available lengths To Order: Suffix the catalog part number with the desired length; i.e. FP251x2.5.		
	3/8 FPT	FP353F	-	-				
3/8 FPT [Brass]	FP353FB	3/8 MPT [Brass]	FP353	FP353V				
1/2"	1/2 FPT	-	1/2 MPT [Brass]	FP354	-			
	3/4 FPT	FP556F	3/4 MPT [Brass]	FP556				

- Profile drawings available at www.couplers.com
- See Page 75 for Specifications, Performance Data, Full Size Templates



FJT Series [Interchange with DME Jiffy-Tite - Jiffy-Matic - Parker Moldmate]



Size (I.D.)		Sockets					
		Straight-Thru		One Way (Valved)		Two Way (Valved)	
		Hose Stem Cat. No.	Push-On Stem Cat. No.	Hose Stem Cat. No.	Push-On Stem Cat. No.	Hose Stem Cat. No.	Push-On Stem Cat. No.
1/4"	Straight Hose Stem						
	1/4	FS204	FS204P	FS204V	FS204VP		
	5/16	FS205	-	FS205V	-		
	3/8	FS206	FS206P	FS206V	FS206VP		
	45° Hose Stem						
	1/4	FS224	FS224P	FS224V	FS224VP		
	5/16	FS225	-	FS225V	-		
	3/8	FS226	FS226P	FS226V	FS226VP		
	90° Hose Stem						
	1/4	FS214	FS214P	FS214V	FS214VP		
	5/16	FS215	-	FS215V	-		
	3/8	FS216	FS216P	FS216V	FS216VP		
3/8"	Straight Hose Stem						
	3/8	FS306	FS306P	FS306V	FS306VP	FS306V2	FS306VP2
	1/2	FS308	FS308P	FS308V	FS308VP	FS308V2	FS308VP2
	45° Hose Stem						
	3/8	FS326	FS326P	FS326V	FS326VP	FS326V2	FS326VP2
	1/2	FS328	FS328P	FS328V	FS328VP	FS328V2	FS328VP2
	90° Hose Stem						
	3/8	FS316	FS316P	FS316V	FS316VP	FS316V2	FS316VP2
	1/2	FS318	FS318P	FS318V	FS318VP	FS318V2	FS318VP2
	1/2"	Straight Hose Stem					
1/2		FS504	FS504P				
3/4		FS506	FS506P				
45° Hose Stem							
1/2		FS524	FS524P				
3/4		FS526	FS526P				
90° Hose Stem							
1/2		FS514	FS514P				
3/4		FS516	FS516P				

Two way sockets and plugs eliminate coolant loss through automatic shut off at disconnect.

Two way plug (FP353V) can be used only with two way sockets.

Regular plugs may be used with either straight-thru or one way sockets.

NOTE: Sockets are available without straight or angle hose stems. Catalog numbers and socket body FPT sizes are as follows:

NOTE: Catalog No. FS308 and FS318 are available in a high flow version having a flow of 13.8 GPM.

Cat. No.	FPT
FS200	1/8"
FS200V	1/8"
FS300	1/4"
FS300V	1/4"
FS300V2	1/4"
FS300HF	3/8"
FS500	1/2"

HOSE STEM	PUSH-ON STEM
Cat. No.	Cat. No.
FS308HF	FS308HFP
FS318HF	FS318HFP

- Profile drawings available at www.couplers.com
- See Page 75 for Specifications, Performance Data, Full Size Templates